



## Acme Sanitary Ware Co Ltd

Acme Building, 22-28 Nanking Street, Kowloon, Hong Kong



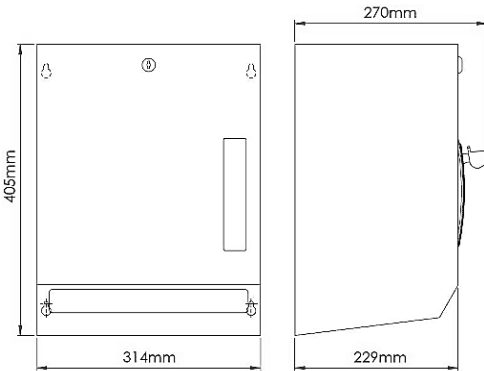
Tel: 2388 7171 Fax: 2710 8012

E-mail: acme@acmesanitary.com.hk

Website: www.acmesanitaryware.com.hk

PROJECT		REF		REV	ITEM CODE	
LOCATION		DATE			PAGE	

# SANITARY WARE SPECIFICATION SHEET

Item Descriptions	Mediclinics (Spain) paper towel dispenser, stainless steel, satin finish.	<div>Illustration/ Drawing</div> <div></div> <div></div>										
Dimensions	L314 x W270 x H405 mm											
Model	DTP025CS											
Material/ Finish	Stainless Steel/ Satin Finish											
Manufacturer	Mediclinics, S.A. (Spain)											
Supplier	Acme Sanitary Ware Co. Ltd Mr. Eric Wong/ Mr. Don Yuen											
Contact Tel/Fax E-mail Website	(852) 2388-7171 / (852) 2710-8012 acme@acmesanitary.com.hk www.acmesanitary.com.hk											
<div>General Description</div> <ul style="list-style-type: none"><li>· Surface Mounted Roll Paper Towel Dispenser shall hold and dispense one 200 or 230mm wide up to 244m long standard towel roll up to diameter 220mm and one stub roll up to diameter 100mm.</li><li>· Automatic transfer mechanism shall dispense towels from stub roll before starting new roll.</li><li>· Lever operated unit and shall adjust to dispense 64, 102 or 127mm preset length</li><li>· Towel dispensing slot shall be smooth and burr-free for snag-free dispensing and user safety.</li><li>· Compact, robust and vandal-proof design.</li><li>· Suitable for collectivities. It can be installed in hospitals, elderly centers, offices, production centers kitchens and catering, etc.</li></ul> <div>Components &amp; materials</div> <ul style="list-style-type: none"><li>· <b>DTP025CS:</b> Stainless steel satin finish, 0.8 mm thick.</li><li>· <b>UNIT FRAME AND CABINET:</b> made in stainless steel AISI304, 0.8 mm thick.</li><li>· <b>DOOR:</b> made in stainless steel AISI 304, 0.8 mm thick. It is attached to cabinet at side with a full length multi-staked stainless steel piano hinge and shall be held closed with a tumbler lock keyed alike to other washroom equipment.</li><li>· <b>INSTALLATION LABEL:</b> permanently affixed to inside rear panel to illustrate correct paper loading, length preset pin selection and stub roll transfer.</li><li>· <b>ROLL PAPER TOWEL MECHANISM:</b> made of enamel painted steel.</li></ul> <div>OPERATION</div> <p>Towels are fed by lever action until supply is depleted. Towel feed length is adjustable for economy by pin (supplied) limiting of lever stroke length by owner.</p> <p>Unit may be reloaded with a full roll to automatically start when finished with an existing partial roll. Locking door prevents unauthorized access or removal.</p> <div>MOUNTING RECOMMENDED HEIGHTS DISTANCE FROM THE FLOOR</div> <p>115-145 cm at lower point (usual mounting) // 70-105 cm at lower point (for the handicapped).</p>		<div></div>										
		<div>Technical Specifications</div> <table><tr><td>Unit frame, cabinet &amp; door thickness</td><td>0,8 mm</td></tr><tr><td>Main roll</td><td>Ø220 mm</td></tr><tr><td>Stub roll</td><td>Ø100 mm</td></tr><tr><td>Paper width</td><td>From 200 to 230 mm</td></tr><tr><td>Net weight</td><td>4,5 Kg</td></tr></table>	Unit frame, cabinet & door thickness	0,8 mm	Main roll	Ø220 mm	Stub roll	Ø100 mm	Paper width	From 200 to 230 mm	Net weight	4,5 Kg
Unit frame, cabinet & door thickness	0,8 mm											
Main roll	Ø220 mm											
Stub roll	Ø100 mm											
Paper width	From 200 to 230 mm											
Net weight	4,5 Kg											

Note:



\* All information of the above is the reference only. No prior notice is made if any changes.

Source: Mediclinics, S.A.